

# HMRNA now has PayPal!

You can now pay your semi-annual or annual HMRNA dues online using a credit card or a PayPal balance. (Of course, you may still pay your dues via a check mailed to *HMRNA at 2625 Dublin Street, Missoula, MT 59808.*)

If you choose to use PayPal to pay your dues, note that HMRNA policy requires that you pay a small fee to cover the additional cost of credit card processing. This fee is **\$5 if you are paying the semi-annual dues amount**, and **\$10 if you are paying the annual dues amount or a larger amount**.

**Option 1:** To pay HMRNA dues through an established PayPal account, just click on this link:

[https://paypal.me/HMRNA?locale.x=en\\_US](https://paypal.me/HMRNA?locale.x=en_US) and follow the instructions on the next page.

**Option 2:** If you do not have a PayPal account, you can create one easily using this link:

<https://www.paypal.com/us/webapps/mpp/sem/account-selection-signup>. Once you have an account, just click on this link: [https://paypal.me/HMRNA?locale.x=en\\_US](https://paypal.me/HMRNA?locale.x=en_US) and follow the instructions on the next page to pay your HMRNA dues.

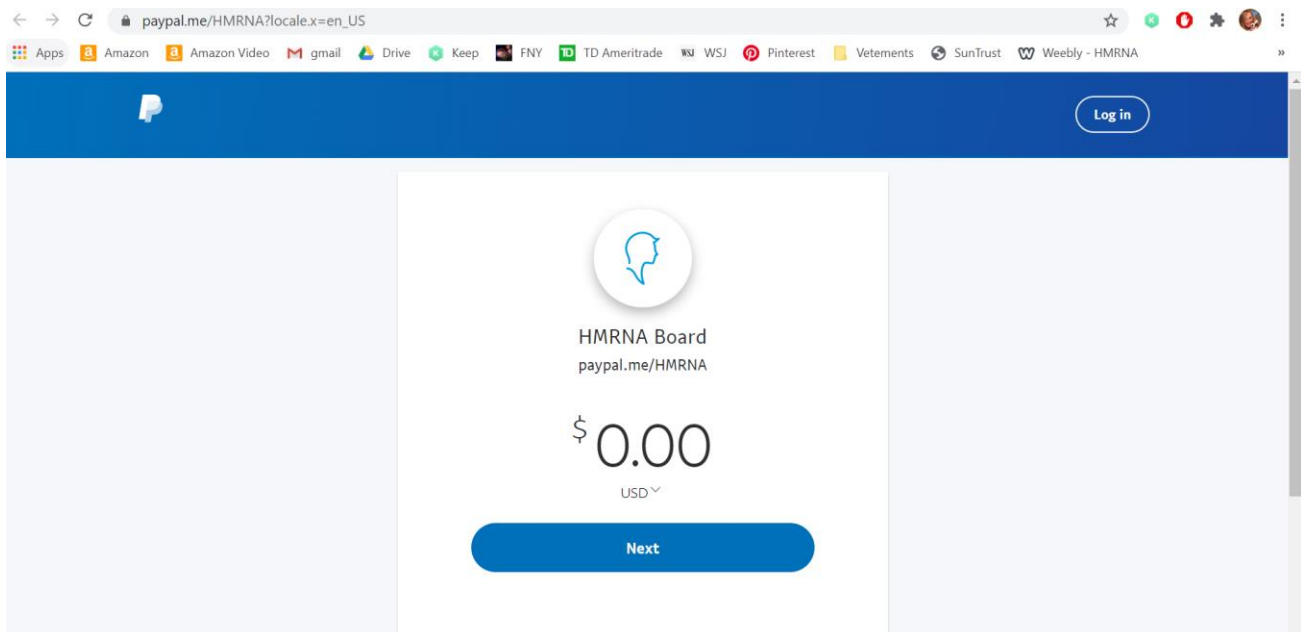
If you are uncertain about the security of paying using PayPal, please view the security policies that PayPal enforces to keep its users' information and money safe:

<https://www.paypal.com/re/webapps/mpp/paypal-safety-and-security>

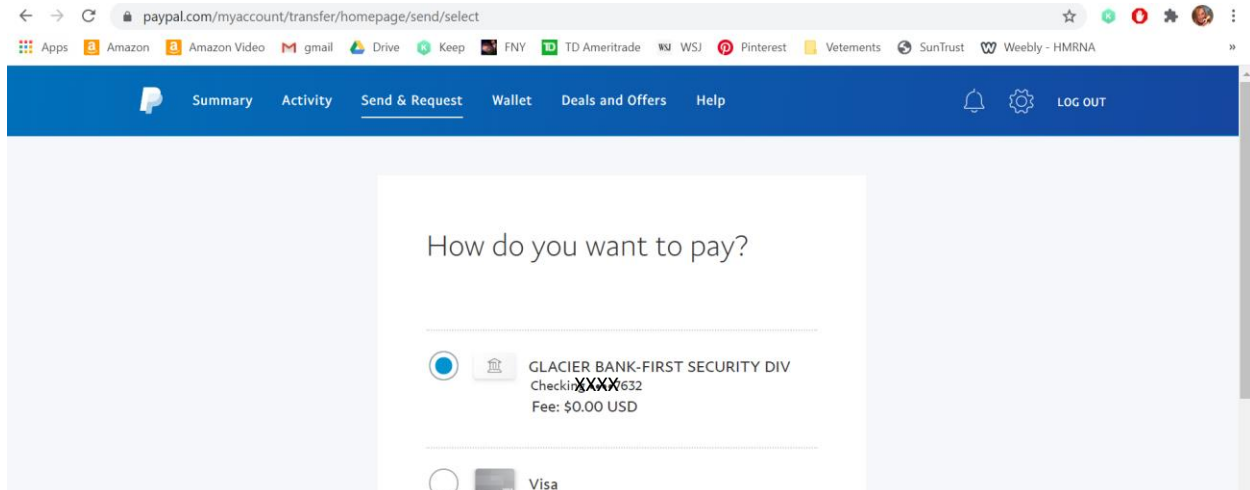
**Here's how to use your PayPal account to pay your bill.** First, click on this link:

[https://paypal.me/HMRNA?locale.x=en\\_US](https://paypal.me/HMRNA?locale.x=en_US).

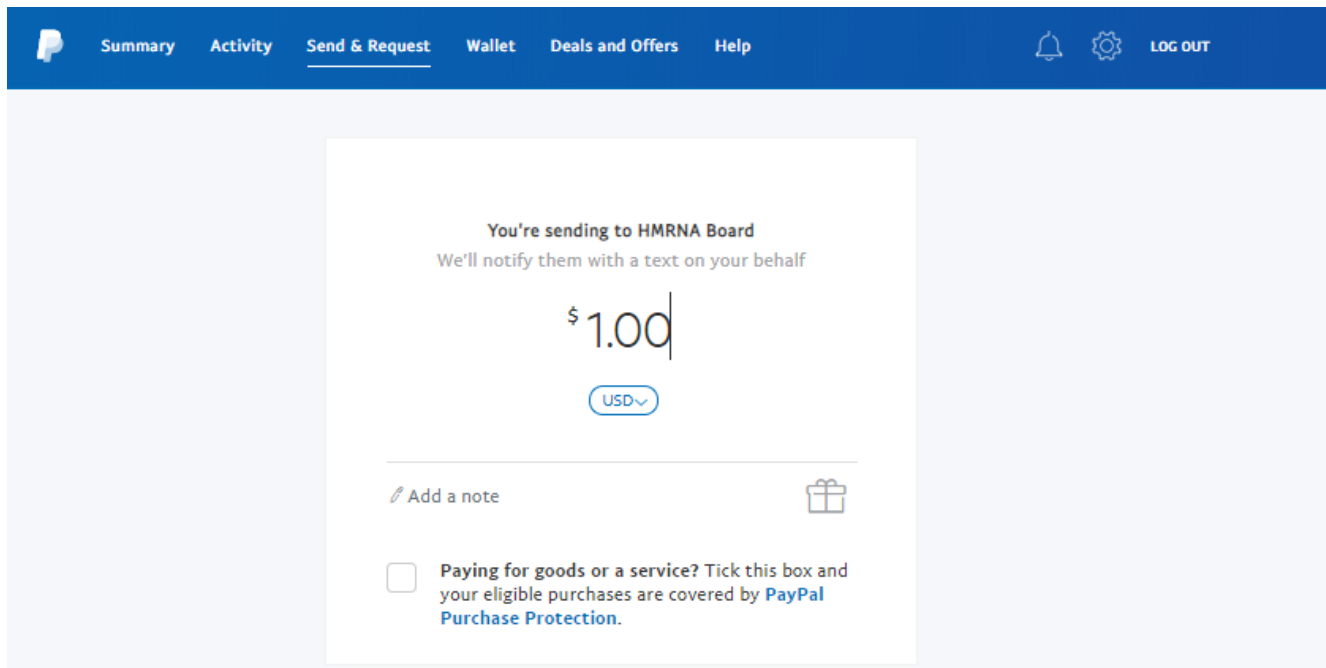
1. Choose "send". Enter your email and password and sign in. You will see the screen shown below.
2. You can see that the account you will be sending money to is the certified HMRNA PayPal account.
3. a. Enter the amount of money you'd like to pay and click on the "Next" button.



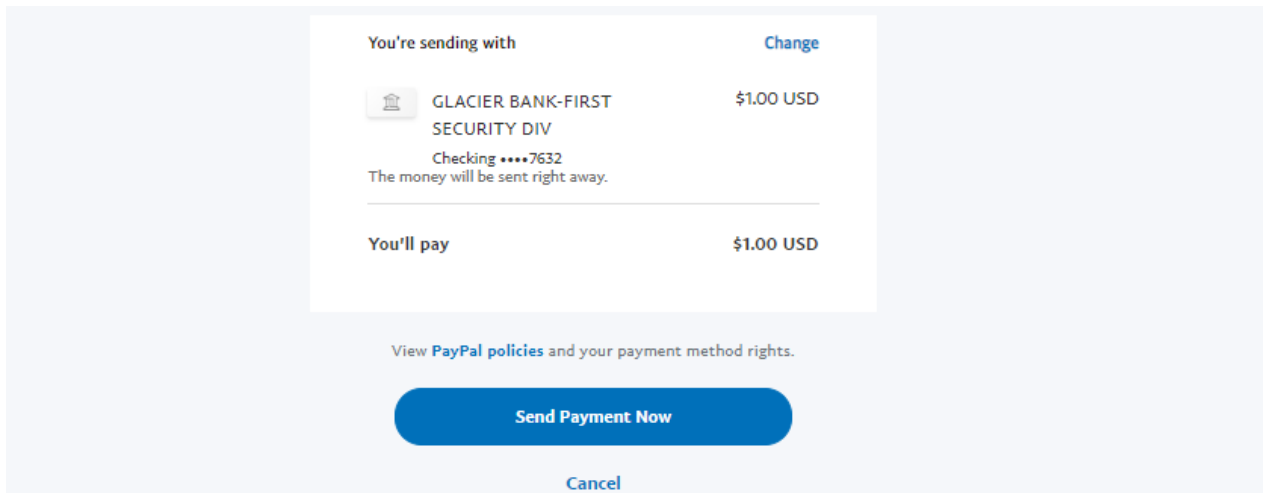
- b. After clicking the “Next” button, you will see a new screen (shown below) asking how you would like to pay. The options will be based on what payment types you have already set up. You can add payment methods from this screen if needed.



- c. Choose your preferred payment type and click the “Next” button.
4. You will see a screen that shows the payment you have chosen, similar to the one shown below. **Verify** that the payment amount and payment method are correct. Click the “Send Payment Now” button. *You can't change anything after clicking the button.*



(example screen image continued on next page)



You can **cancel** your payment at any time **BEFORE** you click **Send Payment Now**.

5. Once you have sent the payment, you will be charged within about 24 hours.
6. You and the HMRNA board will get an email notification of the payment.

**NOTE:** If you have any questions or issues with this payment method, please reach out to [board@hmrna.org](mailto:board@hmrna.org) with a detailed message of your question. You can also visit PayPal's Help Center, <https://www.paypal.com/us/smarthelp/home>, which provides additional detailed user guides and FAQs.